

Window On Political Risks Analysis: Outlook for 2019

October 2018



Some of the critical questions and issues we will be answering today

1. What are the biggest sources of political risk for businesses?
2. How do companies' operations and investment strategies get affected by political risks?
3. How do businesses mitigate or cope with these risks, and plan for a response?



Today's Presenters



Harry Broadman, Ph.D.
Former Sr. MD,
Management Consulting
and Chief Economist
PwC



Ilaria Maselli
Senior Economist
The Conference Board



Simon Coote
Deputy Director of
Advisory
Oxford Analytica



Brian Schaitkin
Senior Economist
The Conference Board



Bart Van Ark, Ph.D.
(moderator)
Chief Economist and Chief
Strategist
The Conference Board



Earn Credits

CPE (NASBA)

- ✓ Type your full name and email address in the space provided
- ✓ Click 'ok' for 3 popups that occur during the program
- ✓ Stay online for the entire webcast
- ✓ Credit available for participation in live webcast only

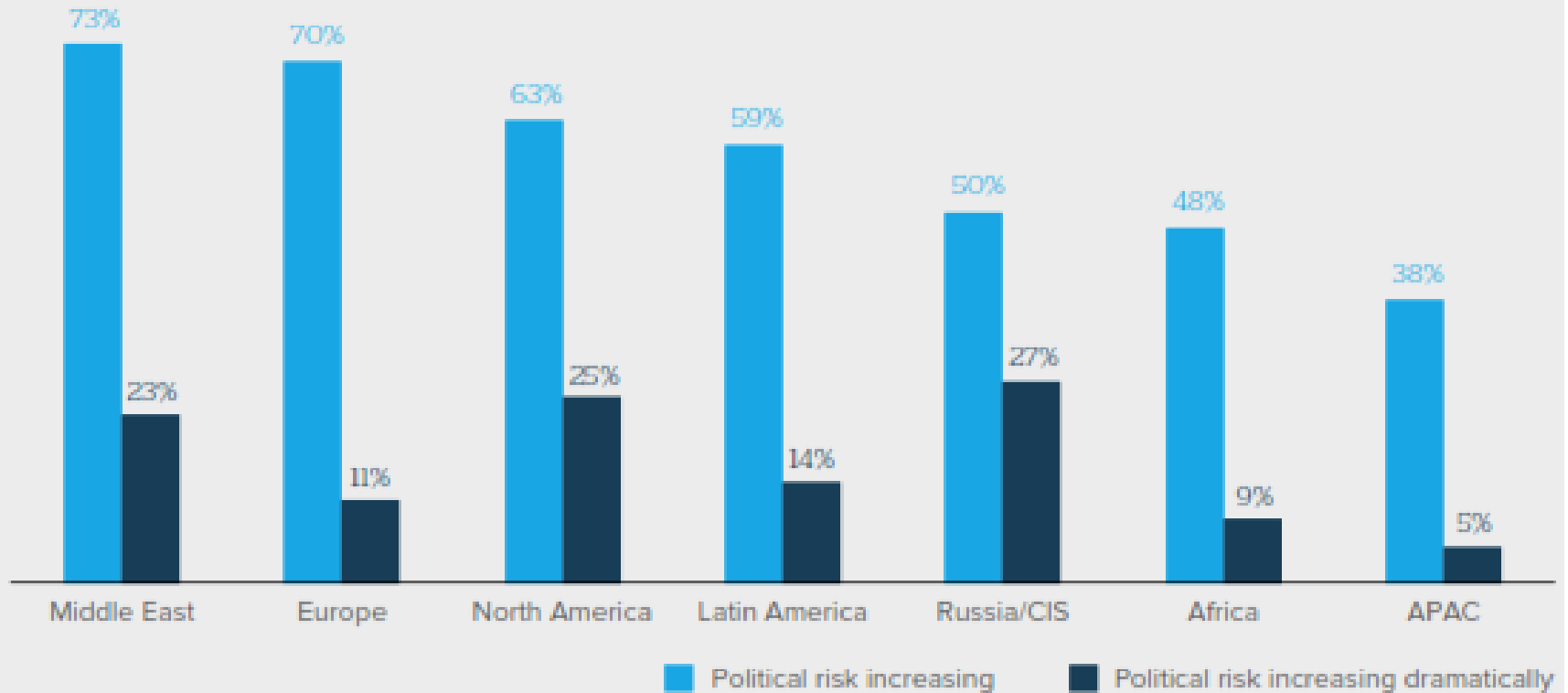


The Conference Board is registered with the National Association of State Boards of Accountancy (NASBA) as a sponsor of continuing professional education on the National Registry of CPE Sponsors. State boards of accountancy have final authority on the acceptance of individual courses for CPE credit. Complaints regarding registered sponsors may be submitted to the National Registry of CPE Sponsors through its website: www.learningmarket.org.

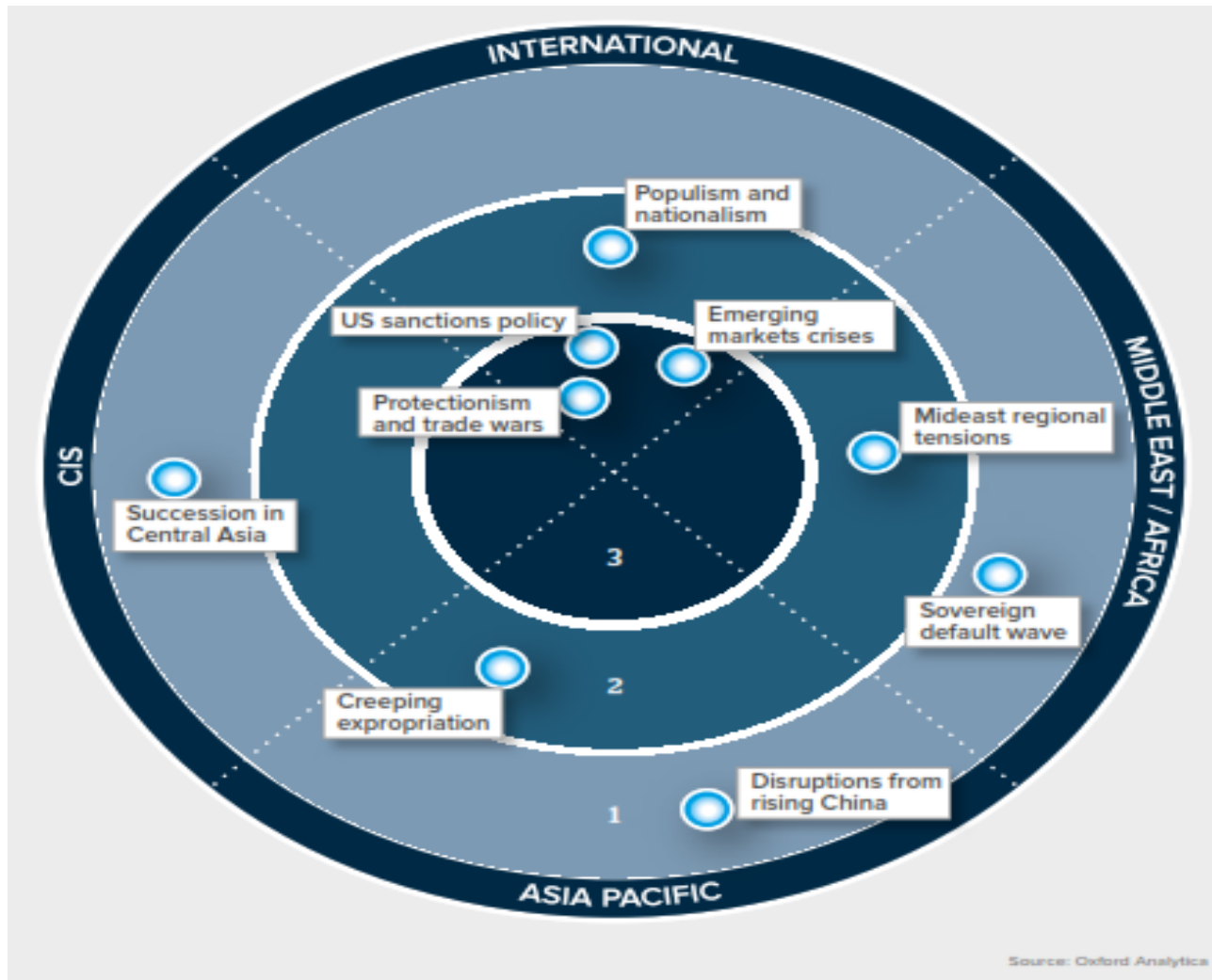


Where is Political Risk Increasing?

Note: "Don't know" excluded; hence n varies by region but is never less than 20;
"dramatically" = 8 or higher on a 1-10 scale



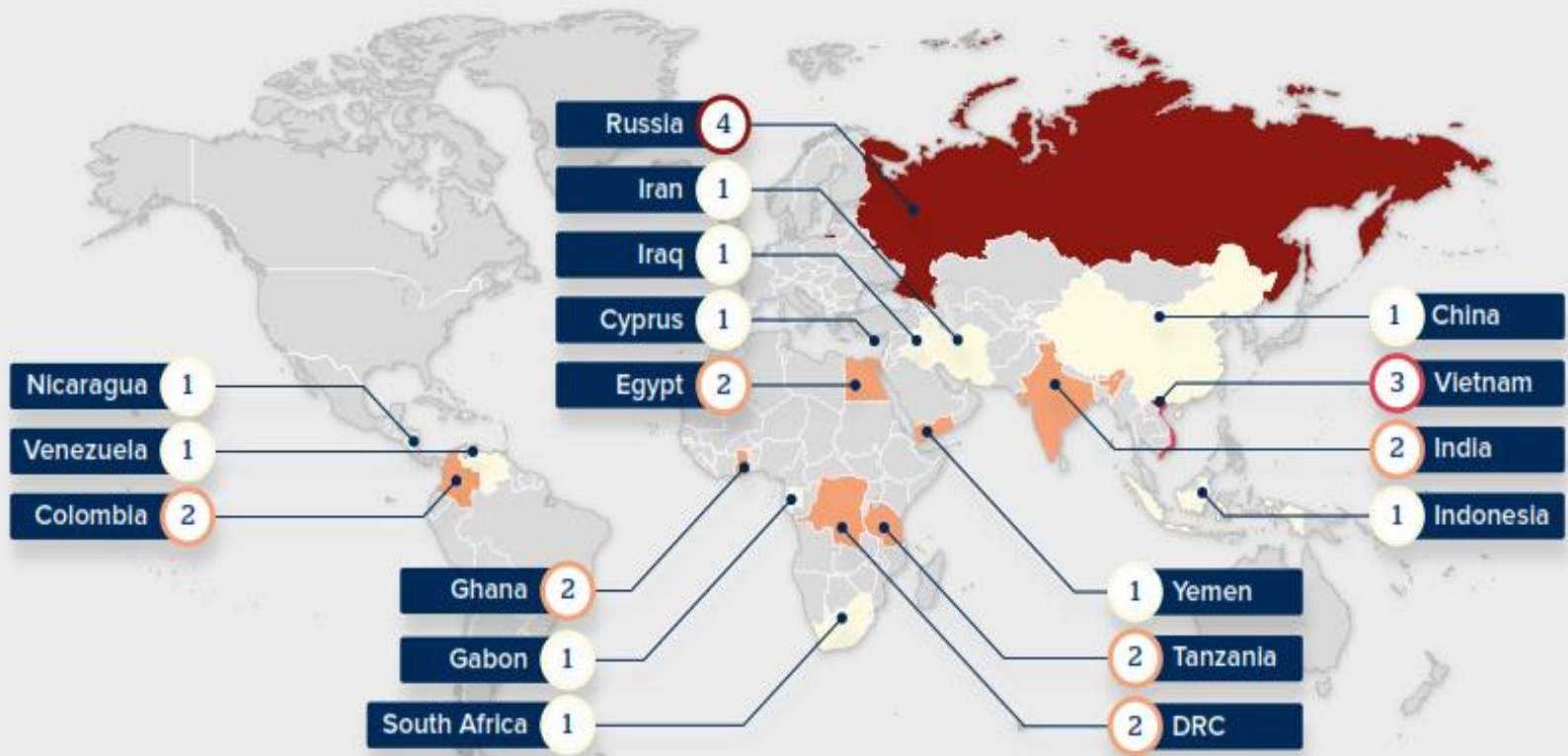
Source: Oxford Analytica



Political risk losses are wide-spread

In which countries did you experience political risk losses? _____

Note: Companies experiencing political risk losses only; ranked by number of mentions

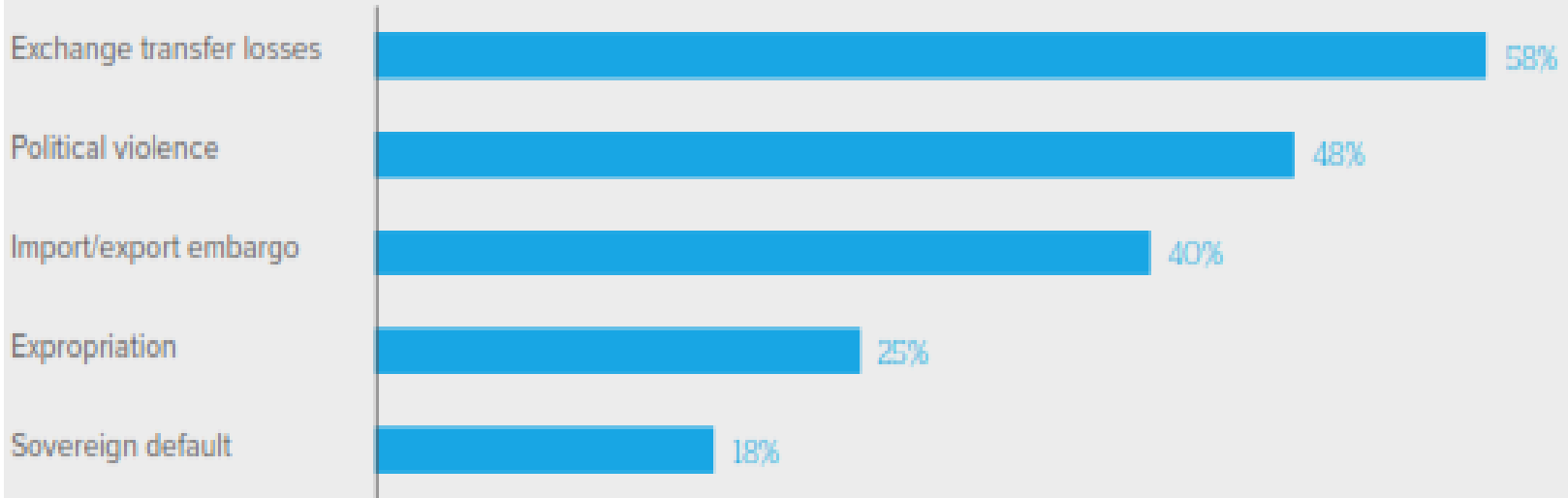


Source: Oxford Analytica

55% of large companies have suffered political risk losses

What types of political risk events caused the losses?

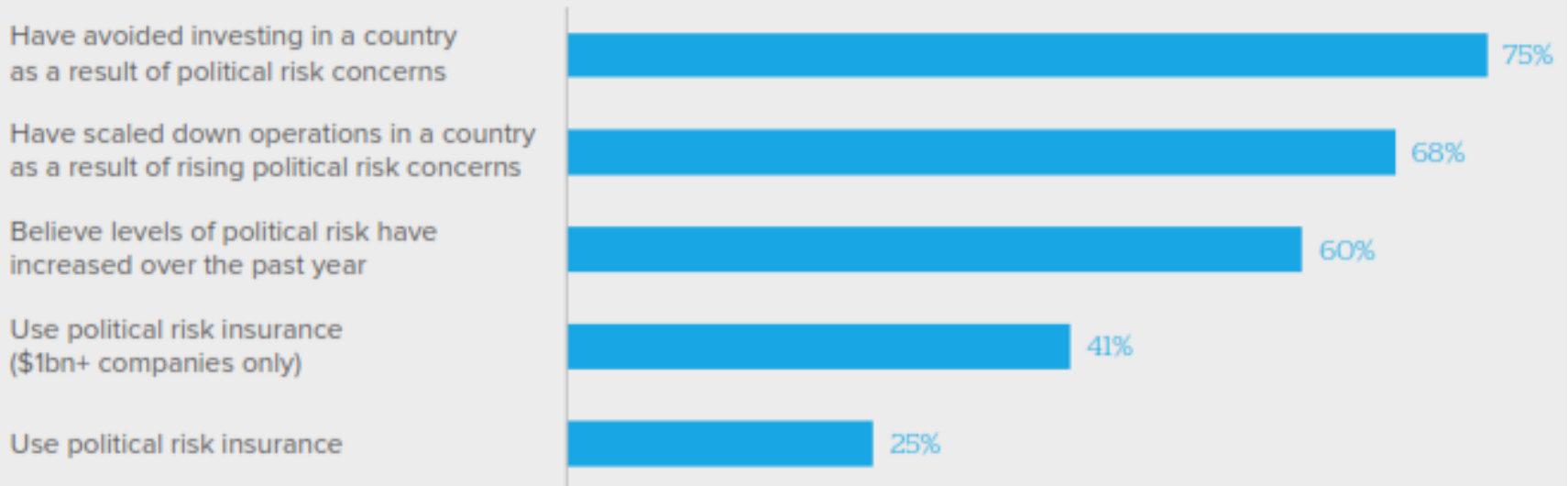
Note: Respondents that had suffered losses; n = 14



Note: “large companies” are those with annual revenues in excess of \$1 billion

Responding to political risk

Note: All respondents, n = 40; for \$1bn+ companies only n = 22



Source: Oxford Analytica

Feedback? Suggestions? How Can We Help You?

Thanks for being with us; be sure to tell your colleagues about next month's webcast

Wednesday November 28th, 11.00-12.00 Eastern / 17.00-18.00 Brussels:
IS CHINA'S GROWTH PERFORMANCE IMPACTED BY THE TRADE DISPUTES?

Do you have suggestions for future topics? Please feel free to contact Bart van Ark at: bart.vanark@conference-board.org



Related Resources from The Conference Board



Publications

[China Center Research Brief: Quantifying US-China Trade Exposures](#)



[Job Satisfaction 2018: A Tighter Labor Market Leads to Higher Job Satisfaction](#)



Webcasts

[Blue Collar Workers: No longer Singing the Blues?](#)
October 31, 2018



[Economics Watch: Outlook 2019: On Top of the World and Looking Over the Edge](#)
November 14, 2018



Feedback? Suggestions? How Can We Help You?

Thanks for being with us; be sure to tell your colleagues about next month's webcast

Do you have suggestions for future topics? Please feel free to contact Bart Van Ark at: Bart.VanArk@conference-board.org

And remember to [Sign up](#) for 2018 Email Reminders

